

ZOOM 101

Go to the Zoom web site. <https://zoom.us>

Click "Sign Up, It's Free" in upper right hand corner of browser.

zoom SOLUTIONS PLANS & PRICING CONTACT SALES JOIN A MEETING HOST A MEETING SIGN IN **SIGN UP, IT'S FREE**

We have developed resources to help you through this challenging time. [Click here to learn more.](#)

Zoom for video, conference rooms & phone.

Enter your work email **Sign Up Free**

Check out our [Privacy Policy](#).

Gartner Zoom: A Leader in the 2019 Gartner Magic Quadrant for Meeting Solutions [Read the report](#)

Figure 1. Magic Quadrant for Meeting Solutions

CHALLENGERS	LEADERS
Google, Atlassian, Huawei, Enghouse Systems/Video, YouCam, 10, Anytel, ZTE	Microsoft, Cisco, Zoom, Logitech, Ring, Blackboard, Starleaf, Adobe

ABILITY TO DELIVER (Y-axis) vs. COMPLETENESS OF VISION (X-axis) As of August 2019 © Gartner, Inc.

To opt out of Zoom making certain portions of your information relating to cookies available to third parties or Zoom's use of your information in connection with similar advertising technologies or to opt out of retargeting activities which may be considered a "sale" of personal information under the California Consumer Privacy Act (CCPA) please click the "Opt-Out" button below. [Privacy Policy](#)

[Accept](#) [Opt-Out](#) [More Info](#)

Type in your e-mail address. Hit "Sign Up" button.

Sign Up Free

Your work email address

Zoom is protected by reCAPTCHA and the Privacy Policy and Terms of Service apply.

Sign Up

By signing up, I agree to the [Privacy Policy](#) and [Terms of Service](#).

or

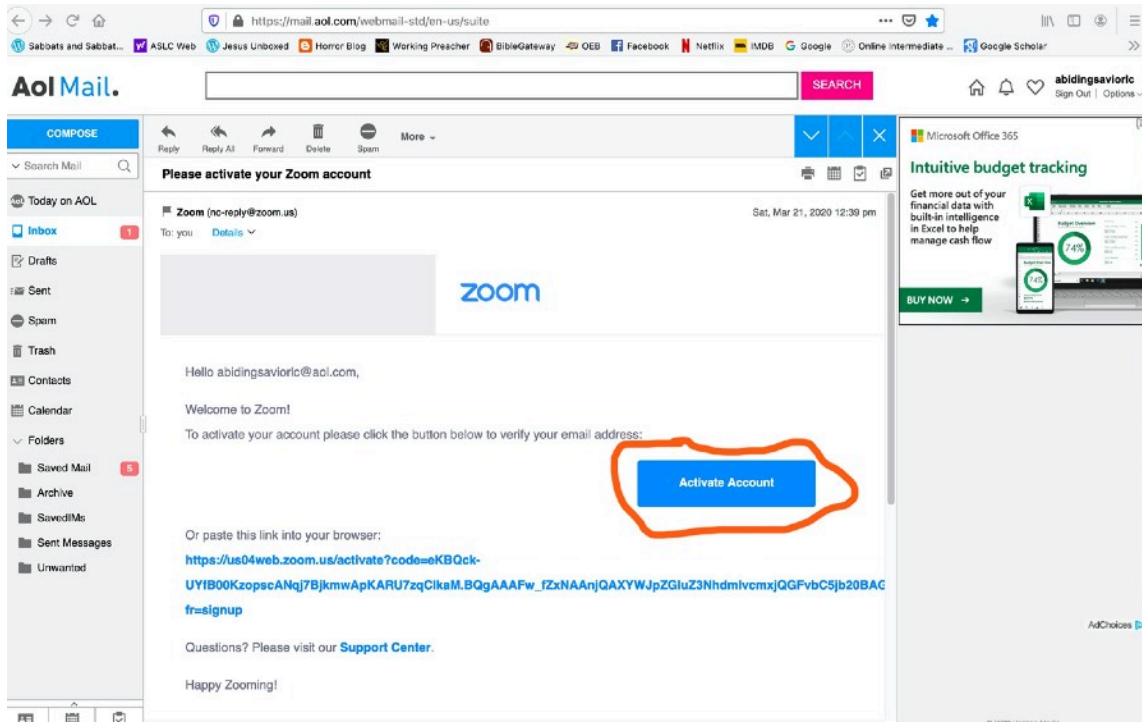
Sign in with Google

Sign in with Facebook

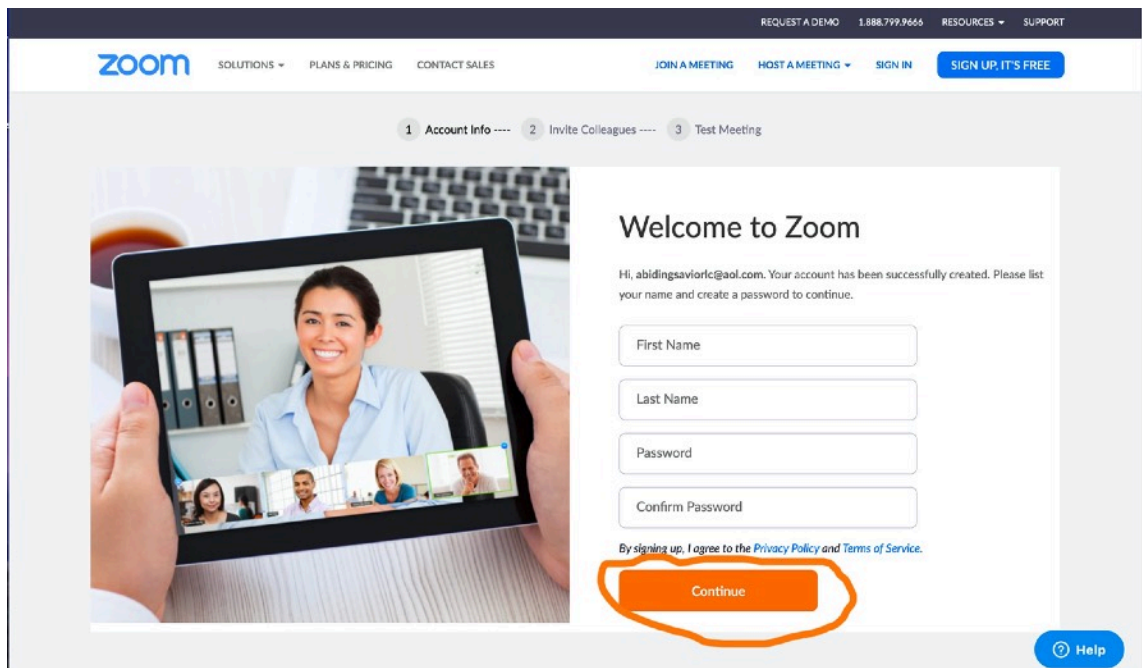
Already have an account? [Sign In](#).

They will send you a confirmation e-mail.

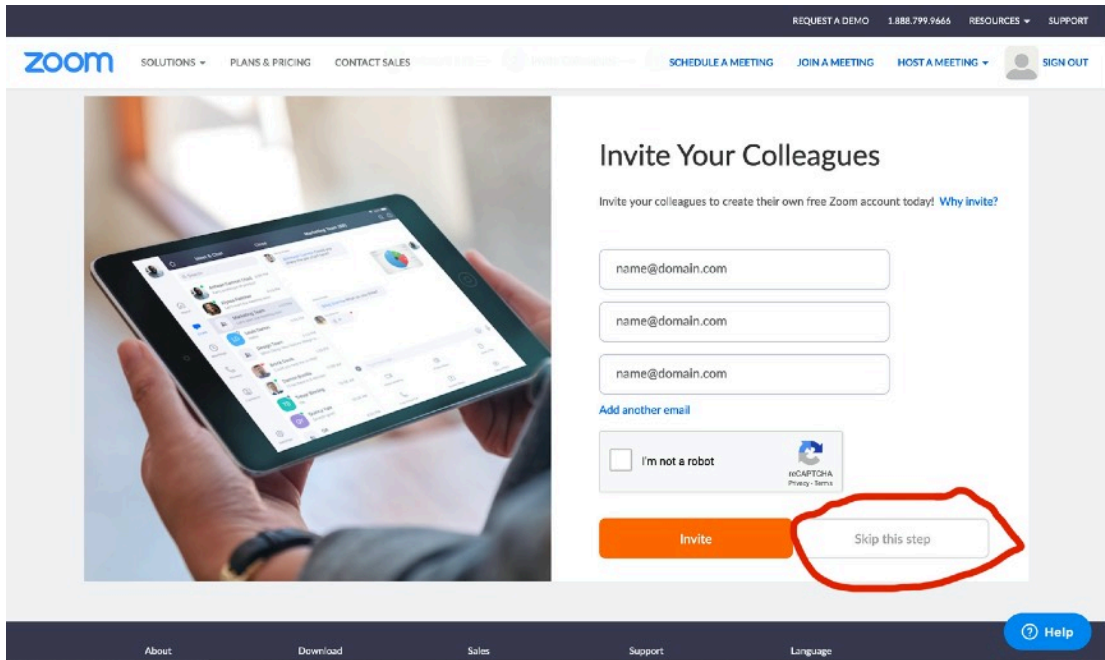
Open the e-mail and click on "Activate Account"



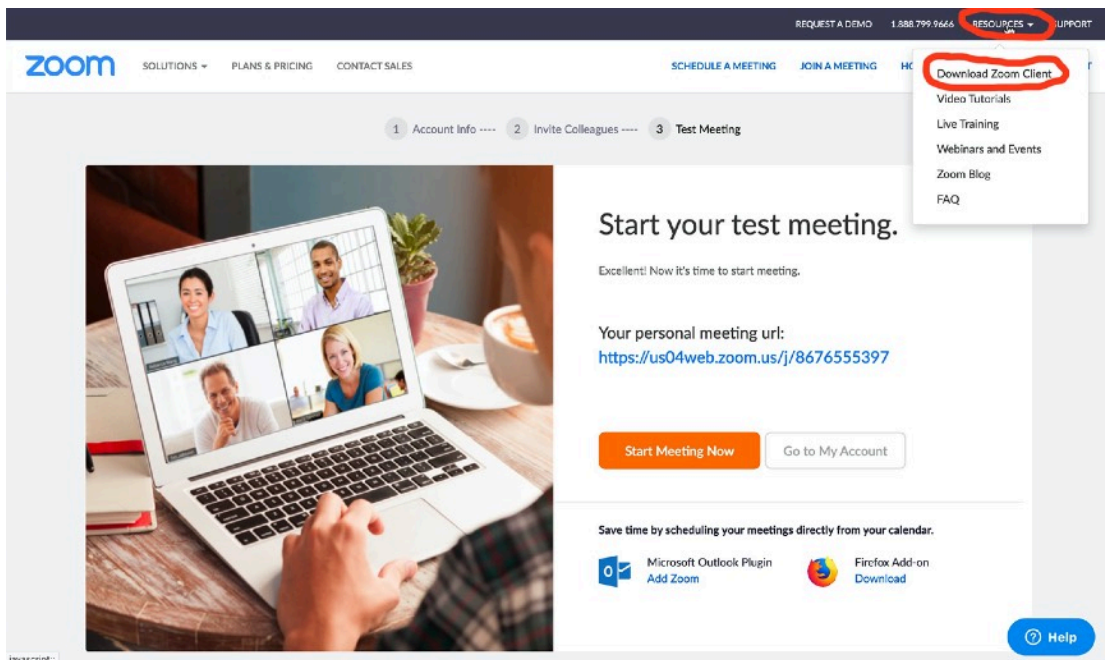
Fill out your name and create a password. Click "Continue" button.



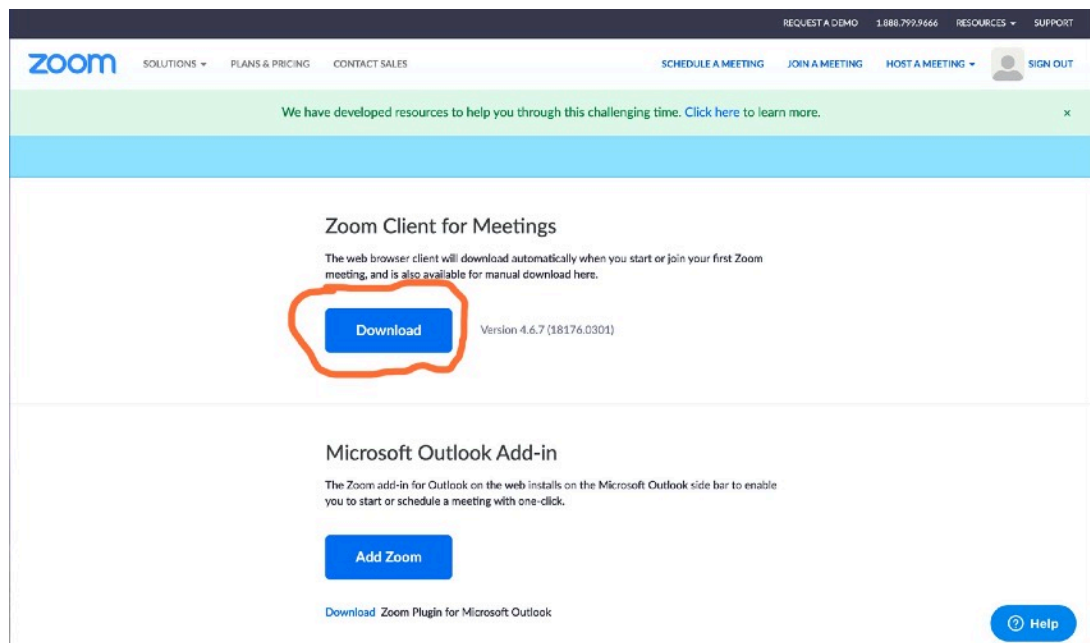
On next screen click "Skip this Step" button



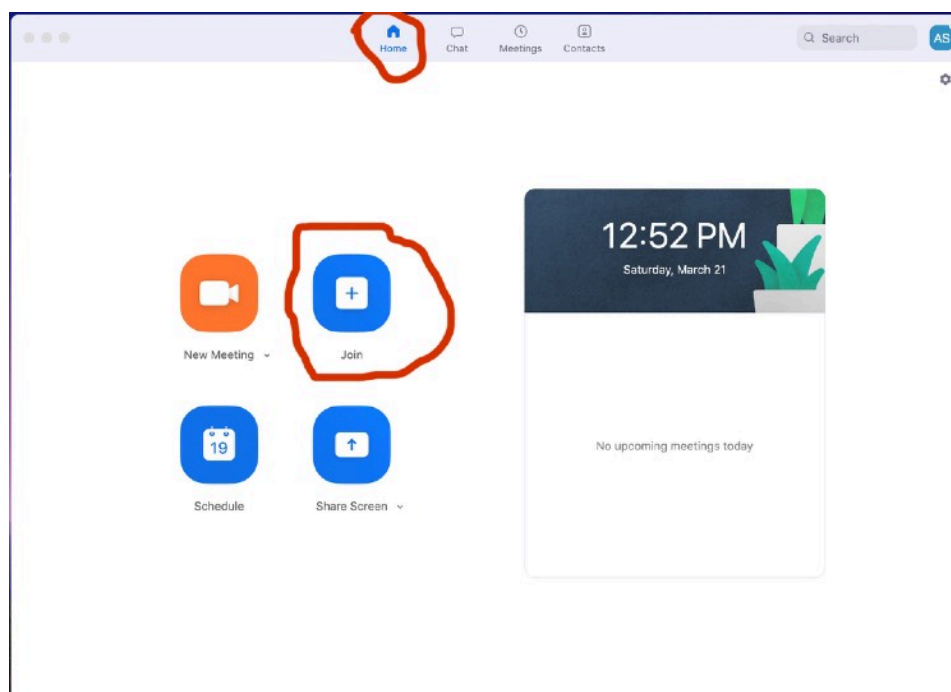
On next screen activate the "Resources" pull down menu. Click on "Download Zoom Client"



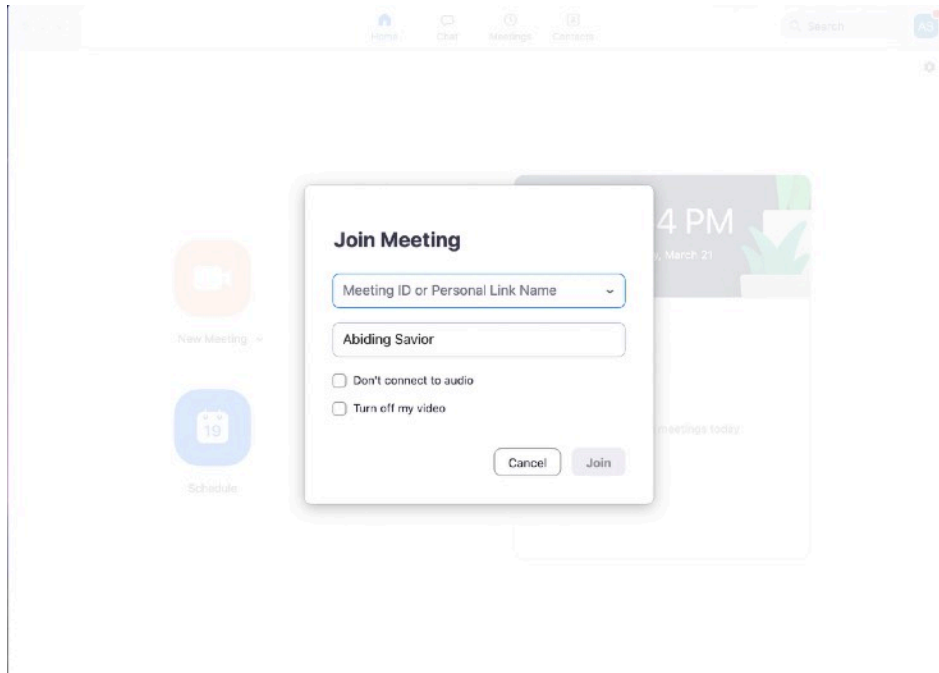
On next screen there are multiple options for downloading the app. If you're at your computer, choose "Zoom Client for Meetings."



Download and install the app on your device. When this is done, launch it. It should look like this:



If it doesn't, click on the "Home" icon at the top of the app. Then click the "Join" button.



Add the "Meeting ID" that was sent to you. Then click "Join." If you were also given a password, you will want to enter it on the next screen.

This should get you to the right place!